



16574600
Edition 2
February 2014

Air Screwdrivers and Angle Wrenches

41 Series

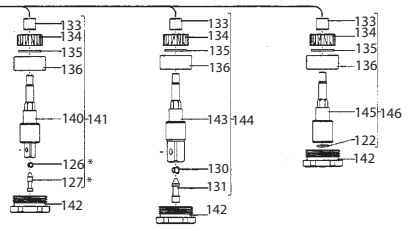
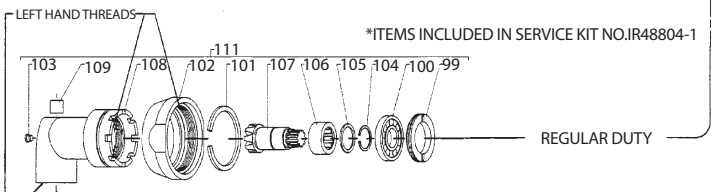
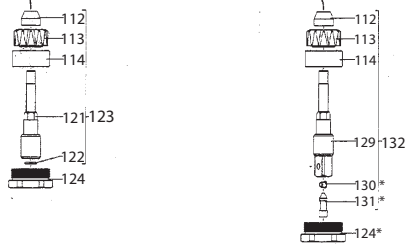
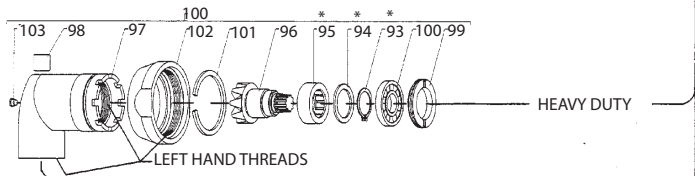
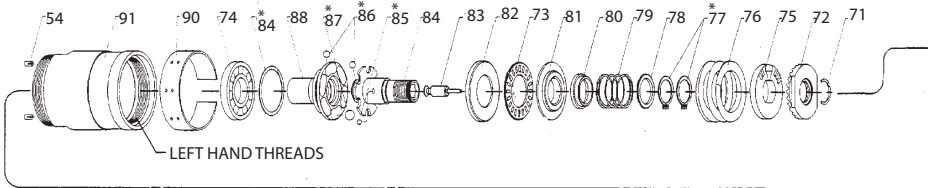
Parts Information



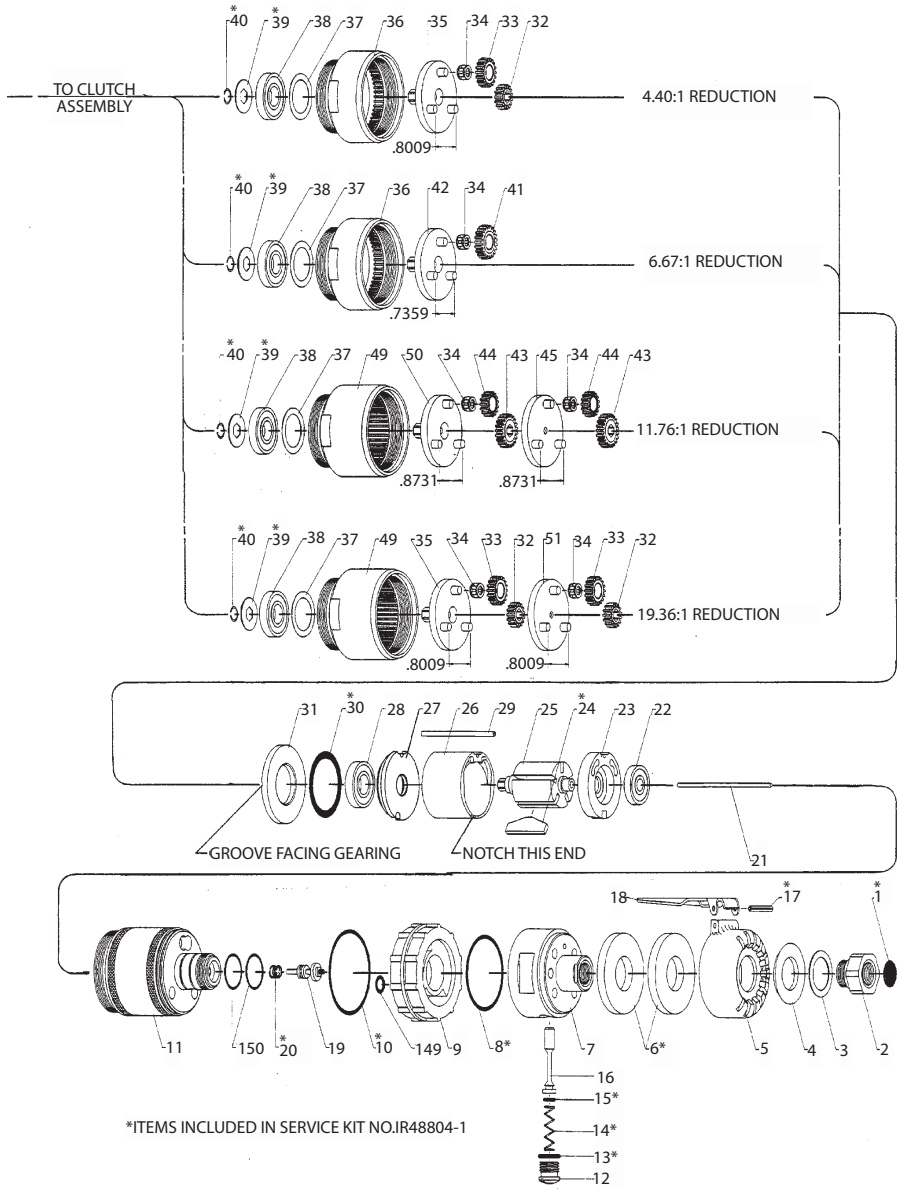
Save These Instructions

IR *Ingersoll Rand*

41 Series Air Screwdrivers and Angle Wrenches - Exploded View



41 Series Air Screwdrivers and Angle Wrenches - Exploded View



41 Series Air Screwdrivers and Angle Wrenches - Parts List

Item	Part Description	Part Number	Item	Part Description	Part Number
1	Screen	33911	34	Needle Bearing (3 or 6)	42315
2	Inlet Adapter	46377	35	Spindle Assembly (4.40:1 ratio)	47753
3	Spacer	47139	36	Ring Gear (single reduction)	48905
4	Diffuser Washer	46449	37	Spacer	46496
5	Exhaust Cap	46448	38	Ball Bearing	Y65-13
6	Filler (2)	46452	39	Washer	47694
7	Head	48387-1	40	Snap Ring	Y142-2
8	O-Ring	Y325-27	41	Planet Gear (3) (6.67:1 ratio) (21 teeth)	46901
9	Reverse Ring	48229-1	42	Spindle Assembly (6.67:1 ratio)	47750
10	O-Ring	Y325-29	43	Sun Gear (1 or 2) (3.43:1 ratio) (21 teeth)	46465
11	Motor Housing (includes Roll Pin Y178-19)	49722	44	Planet Gear (3 or 6) (3.43:1 ratio) (15 teeth)	46899
12	Screw	37776	45	Carrier Assembly (3.43:1 ratio)	46521
13	O-Ring	Y325-13	49	Ring Gear (double reduction)	48904
14	Spring	47709	50	Spindle Assembly (3.43:1 ratio)	47752
15	O-Ring	Y325-7	51	Carrier Assembly (4.40:1 ratio)	46522
16	Throttle Valve Stem	36602	54	Pin (2)	
17	Roll Pin	Y178-28		Auto Shut-Off Clutch Assembly	
18	Lever	48246-1		for model 41AA6LT	48407-3
19	Valve Assembly (includes O-Ring Y325-6)	48411-1		for model 41AA9LT	48407-2
20	Spring	47587		for models 41AA16LT and 41AA24LT	48407-1
21	Throttle Rod (lever throttle models)		71	Snap Ring	Y110-105
	for 600 and 900 rpm models (4.080" long)	46511-408	72	Adjustment Nut	46895
	for 1600 and 2400 rpm models (3.570" long)	46511-357	73	Thrust Bearing	38995
	Motor Assembly		74	Ball Bearing	Y65-2-12
	for models 41AA6LT, 41AA9LT and 41AA24LT	47726-1	75	Adjustment Washer	48903
	for model 41AA16LT	47725-1	76	Clutch Spring	
22	Ball Bearing	47724		for 600 rpm models (yellow, 35-130 in lbs)	48047
23	Rear End Plate	46312-1		for 900 rpm models (brown, 25-90 in lbs)	48095
24	Vane (5)	46313-1		for 1600 rpm models (green, 25-58 in lbs)	48096
25	Rotor			for 2400 rpm models (green, 20-40 in lbs)	48096
	for models 41AA6LT, 41AA9LT and 41AA24LT	46453	77	Retaining Ring (2)	Y145-18
	for model 41AA16LT	46469	78	Guide	48295-1
26	Cylinder	46311	79	Spring	47064
27	Front End Plate	47722	80	Ball Sleeve	48294-1
28	Ball Bearing	Y65-13	81	Thrust Race	48094
29	Locating Pin	47723-1	82	Thrust Race	48301-1
30	O-Ring	Y325-214	83	Plunger	48293-2
31	Spacer	46412	84	Spindle	48299-1
32	Sun Gear (1 or 2) (4.40:1 ratio) (15 teeth)	46466	85	Ball (6)	Y16-203
33	Planet Gear (3 of 6) (4.40:1 ratio) (18 teeth)	46900	86	Ball (23)	Y16-204

41 Series Air Screwdrivers and Angle Wrenches - Parts List

Item	Part Description	Part Number	Item	Part Description	Part Number
87	Ball (6)	Y16-206	123	Spindle Assembly (1/4" hex drive)	48403-1
88	Driven Jaw	48386-1	124	Lock Nut	48378-1
89	Retaining Ring	48300-1	129	Spindle (3/8" square drive)	48377-1
90	External Adjustment Sleeve	46534	130	Pin	30889
91	Housing Assembly (includes items 54 and 90)	48396-1	131	Insert	30890
93	Retaining Ring	Y145-18	132	Spindle Assembly (3/8" square drive)	48405-1
94	Spacer	46748	133	Sleeve	47600
95	Needle Bearing	46747	134	Bevel Gear	46735
96	Pinion	46738	135	Washer	47694
97	Right Angle Housing	48230-1	136	Ball Bearing	Y65-13
98	Needle Bearing	37110	140	Spindle (1/4" square drive)	48237-1
99	Bearing Lock Nut	37105	141	Spindle Assembly (1/4" square drive)	48235-1
100	Ball Bearing	32850	142	Lock Nut	48187-1
101	Snap Ring	Y110-11	143	Spindle (3/8" square drive)	48233-1
102	Lock Nut	46745	144	Spindle Assembly (3/8" square drive)	48234-1
103	Grease Fitting	35967	145	Spindle Assembly (9/16" hex drive)	48231-1
104	Snap Ring	Y110-5	146	Spindle Assembly (1/4" hex drive)	48232-1
105	Spacer	46742	*	Sleeve (not shown) (included in item 110)	48193-1
106	Needle Bearing	48202-1	*	Sleeve (not shown) (included in item 111)	48194-1
107	Pinion	46733	149	O-Ring	Y325-9
108	Right Angle Housing	48205-1	150	O-Ring (2)	48882
109	Needle Bearing	46750		Service Kit (includes items 1, 6, 8, 10, 13, 14, 15, 17, 20, 24, 30, 39, 40, 77, 85, 86, 87, 89, 93, 94, 95, 104, 105, 106, 126, 127, 130 and 131)	48804-1
110	Right Angle Assembly (for 3/8" drive) (1.33:1 ratio) (includes item 147)	48399-1	*	Warning Label	
111	Right Angle Assembly (for 1/4" drive) (1.44:1 ratio) (includes item 148)	48212-1		for all models ending in -EU	EU-99
112	Sleeve	47601		for all other models	WARNING-5-99
113	Bevel Gear	46736	*	CE Label	49882
114	Ball Bearing	31824	*	Rotation Label	49884
121	Spindle (1/4" hex drive)	48375-1	*	Forward-Reverse Label	49931
122	Retaining Ring	38790			

* Not illustrated.

Parts and Maintenance

When the life of the tool has expired, it is recommended that the tool be disassembled, degreased and parts be separated by material so that they can be recycled.

Tool repair and maintenance should only be carried out by an authorized Service Center.

Refer all communications to the nearest **Ingersoll Rand** Office or Distributor.

Related Documentation

For additional information refer to:

Product Safety Information Manual 04585006.

Product Information Manuals 80167398, 80167372.

Product Maintenance Information Manual 16575292.

Manuals can be downloaded from ingersollrandproducts.com.

Notes:

Notes:

ingersollrandproducts.com

© 2014 Ingersoll Rand

